



Location: CMA1b - Harbour Grand Hotel Boundary Wall

Report on 24-hour TSP monitoring

Action Level ($\mu\text{g}/\text{m}^3$) - 176.7

Limit Level ($\mu\text{g}/\text{m}^3$) - 260

Date	Sampling Time	Weather Condition	Filter paper no.	Filter Weight, g		Elapse Time, hr		Sampling Time, hr	Flow Rate, m^3/min			Total Volume, m^3	TSP Level, $\mu\text{g}/\text{m}^3$
				Initial	Final	Initial	Final		Initial, Q_{si}	Final, Q_{sf}	Average		
28-Jan-19	8:00	Fine	CMA1b_24hr 140350	2.6651	2.7340	13091.20	13115.20	24.00	1.19	1.19	1.19	1716	40.1
1-Feb-19	8:00	Cloudy	CMA1b_24hr 140413	2.6653	2.7319	13118.20	13142.20	24.00	1.19	1.19	1.19	1714	38.9
4-Feb-19	8:00	Cloudy	CMA1b_24hr 140456	2.6921	2.7740	13145.23	13169.23	24.00	1.18	1.19	1.19	1707	48.0
13-Feb-19	8:00	Cloudy	CMA1b_24hr 140494	2.6779	2.7321	13172.23	13196.23	24.00	1.19	1.19	1.19	1712	31.7
19-Feb-19	8:00	Rainy	CMA1b_24hr 140611	2.6400	2.6845	13199.29	13223.29	24.00	1.23	1.22	1.22	1763	25.2
25-Feb-19	8:00	Cloudy	CMA1b_24hr 140633	2.6207	2.6820	13226.29	13250.29	24.00	1.23	1.23	1.23	1770	34.6

Report on 1-hour TSP monitoring

Action Level ($\mu\text{g}/\text{m}^3$) - 320.1

Limit Level ($\mu\text{g}/\text{m}^3$) - 500

Date	Sampling Time	Weather Condition	Filter paper no.	Filter Weight, g		Elapse Time, hr		Sampling Time, hr	Flow Rate, m^3/min			Total Volume, m^3	TSP Level, $\mu\text{g}/\text{m}^3$
				Initial	Final	Initial	Final		Initial, Q_{si}	Final, Q_{sf}	Average		
29-Jan-19	8:25	Fine	CMA1b_1hr_1 140352	2.6604	2.6657	13115.20	13116.20	1.00	1.19	1.19	1.19	71	74.2
29-Jan-19	13:00	Fine	CMA1b_1hr_2 140365	2.6561	2.6599	13116.20	13117.20	1.00	1.19	1.19	1.19	71	53.2
29-Jan-19	14:06	Fine	CMA1b_1hr_3 140375	2.6448	2.6500	13117.20	13118.20	1.00	1.19	1.19	1.19	71	72.8
2-Feb-19	8:20	Cloudy	CMA1b_1hr_1 140436	2.6698	2.6740	13142.20	13143.20	1.00	1.19	1.19	1.19	71	58.9
2-Feb-19	9:25	Cloudy	CMA1b_1hr_2 140442	2.6789	2.6836	13143.20	13144.20	1.00	1.19	1.19	1.19	71	65.9
2-Feb-19	10:45	Cloudy	CMA1b_1hr_3 140450	2.6811	2.6840	13144.20	13145.20	1.00	1.19	1.19	1.19	71	40.6
8-Feb-19	8:40	Cloudy	CMA1b_1hr_1 140476	2.6747	2.6793	13169.23	13170.23	1.00	1.18	1.18	1.18	71	64.8
8-Feb-19	10:10	Cloudy	CMA1b_1hr_2 140482	2.6885	2.6909	13170.23	13171.23	1.00	1.18	1.18	1.18	71	33.8
8-Feb-19	13:00	Cloudy	CMA1b_1hr_3 140487	2.6934	2.7065	13171.23	13172.23	1.00	1.18	1.18	1.18	71	184.6
14-Feb-19	9:16	Cloudy	CMA1b_1hr_1 140693	2.6501	2.6516	13196.23	13197.23	1.00	1.19	1.19	1.19	71	21.0
14-Feb-19	10:58	Cloudy	CMA1b_1hr_2 140686	2.6202	2.6229	13197.23	13198.23	1.00	1.19	1.19	1.19	71	37.8
14-Feb-19	13:00	Cloudy	CMA1b_1hr_3 140609	2.6429	2.6450	13198.23	13199.23	1.00	1.19	1.19	1.19	71	29.4
20-Feb-19	9:25	Cloudy	CMA1b_1hr_1 140661	2.6263	2.6305	13223.29	13224.29	1.00	1.22	1.22	1.22	73	57.3
20-Feb-19	10:55	Cloudy	CMA1b_1hr_2 140653	2.6139	2.6180	13224.29	13225.29	1.00	1.22	1.22	1.22	73	55.9
20-Feb-19	13:00	Cloudy	CMA1b_1hr_3 140644	2.6380	2.6474	13225.29	13226.29	1.00	1.22	1.22	1.22	73	128.2
26-Feb-19	9:50	Cloudy	CMA1b_1hr_1 140640	2.5994	2.6031	13250.29	13251.29	1.00	1.23	1.23	1.23	74	50.2
26-Feb-19	10:55	Cloudy	CMA1b_1hr_2 140509	2.6427	2.6464	13251.29	13252.29	1.00	1.23	1.23	1.23	74	50.2
26-Feb-19	14:05	Cloudy	CMA1b_1hr_3 140506	2.6498	2.6554	13252.29	13253.29	1.00	1.23	1.23	1.23	74	76.0



Location: CMA2a - Causeway Bay Community Centre

Report on 24-hour TSP monitoring
Action Level ($\mu\text{g}/\text{m}^3$) - 169.5
Limit Level ($\mu\text{g}/\text{m}^3$) - 260

Date	Sampling Time	Weather Condition	Filter paper no.	Filter Weight, g		Elapse Time, hr		Sampling Time, hr	Flow Rate, m^3/min			Total Volume, m^3	TSP Level, $\mu\text{g}/\text{m}^3$
				Initial	Final	Initial	Final		Initial, Q_{si}	Final, Q_{sf}	Average		
28-Jan-19	8:00	Fine	CMA2a_24hr_140351	2.6576	2.7997	22655.61	22679.61	24.00	1.31	1.31	1.31	1889	75.2
1-Feb-19	8:00	Cloudy	CMA2a_24hr_140412	2.6762	2.8389	22682.61	22706.61	24.00	1.31	1.31	1.31	1887	86.2
4-Feb-19	8:00	Cloudy	CMA2a_24hr_140455	2.6935	2.8164	22709.61	22733.61	24.00	1.30	1.31	1.30	1878	65.4
13-Feb-19	8:00	Cloudy	CMA2a_24hr_140493	2.6890	2.8100	22736.61	22760.61	24.00	1.31	1.31	1.31	1883	64.2
19-Feb-19	8:00	Rainy	CMA2a_24hr_140610	2.6494	2.7450	22763.61	22787.61	24.00	1.35	1.35	1.35	1940	49.3
25-Feb-19	8:00	Cloudy	CMA2a_24hr_140645	2.6278	2.7550	22790.61	22814.61	24.00	1.35	1.35	1.35	1948	65.3

Report on 1-hour TSP monitoring
Action Level ($\mu\text{g}/\text{m}^3$) - 323.4
Limit Level ($\mu\text{g}/\text{m}^3$) - 500

Date	Sampling Time	Weather Condition	Filter paper no.	Filter Weight, g		Elapse Time, hr		Sampling Time, hr	Flow Rate, m^3/min			Total Volume, m^3	TSP Level, $\mu\text{g}/\text{m}^3$
				Initial	Final	Initial	Final		Initial, Q_{si}	Final, Q_{sf}	Average		
29-Jan-19	8:20	Fine	CMA2a_1hr_1_140345	2.6596	2.6670	22679.61	22680.61	1.00	1.31	1.31	1.31	79	94.1
29-Jan-19	13:00	Fine	CMA2a_1hr_2_140364	2.6506	2.6600	22680.61	22681.61	1.00	1.31	1.31	1.31	79	119.5
29-Jan-19	15:12	Fine	CMA2a_1hr_3_140376	2.6613	2.6724	22681.61	22682.61	1.00	1.31	1.31	1.31	79	141.1
2-Feb-19	8:32	Cloudy	CMA2a_1hr_1_140435	2.7005	2.7089	22706.61	22707.61	1.00	1.31	1.31	1.31	79	107.0
2-Feb-19	9:40	Cloudy	CMA2a_1hr_2_140443	2.6734	2.6818	22707.61	22708.61	1.00	1.31	1.31	1.31	79	107.0
2-Feb-19	10:48	Cloudy	CMA2a_1hr_3_140449	2.6706	2.6803	22708.61	22709.61	1.00	1.31	1.31	1.31	79	123.5
8-Feb-19	8:46	Cloudy	CMA2a_1hr_1_140499	2.6700	2.6767	22733.61	22734.61	1.00	1.30	1.30	1.30	78	85.9
8-Feb-19	10:15	Cloudy	CMA2a_1hr_2_140483	2.6782	2.6840	22734.61	22735.61	1.00	1.30	1.30	1.30	78	74.3
8-Feb-19	13:00	Cloudy	CMA2a_1hr_3_140488	2.6835	2.6991	22735.61	22736.61	1.00	1.30	1.30	1.30	78	200.0
14-Feb-19	9:13	Cloudy	CMA2a_1hr_1_140692	2.6373	2.6427	22760.61	22761.61	1.00	1.31	1.31	1.31	79	68.8
14-Feb-19	11:00	Cloudy	CMA2a_1hr_2_140685	2.6339	2.6395	22761.61	22762.61	1.00	1.31	1.31	1.31	79	71.3
14-Feb-19	13:00	Cloudy	CMA2a_1hr_3_140608	2.6337	2.6404	22762.61	22763.61	1.00	1.31	1.31	1.31	79	85.3
20-Feb-19	9:15	Cloudy	CMA2a_1hr_1_140660	2.6250	2.6348	22787.61	22788.61	1.00	1.35	1.35	1.35	81	121.4
20-Feb-19	13:00	Cloudy	CMA2a_1hr_2_140652	2.6082	2.6183	22788.61	22789.61	1.00	1.35	1.35	1.35	81	125.1
20-Feb-19	14:06	Cloudy	CMA2a_1hr_3_140646	2.6178	2.6322	22789.61	22790.61	1.00	1.35	1.35	1.35	81	178.4
26-Feb-19	9:53	Cloudy	CMA2a_1hr_1_140639	2.6264	2.6360	22814.61	22815.61	1.00	1.35	1.35	1.35	81	118.4
26-Feb-19	10:59	Cloudy	CMA2a_1hr_2_140510	2.6538	2.6591	22815.61	22816.61	1.00	1.35	1.35	1.35	81	65.4
26-Feb-19	14:12	Cloudy	CMA2a_1hr_3_140522	2.6469	2.6618	22816.61	22817.61	1.00	1.35	1.35	1.35	81	183.7



Location: CMA3a - CWB PRE Site Office Area

Report on 24-hour TSP monitoring
Action Level ($\mu\text{g}/\text{m}^3$) - 171
Limit Level ($\mu\text{g}/\text{m}^3$) - 260

Date	Sampling Time	Weather Condition	Filter paper no.	Filter Weight, g		Elapse Time, hr		Sampling Time, hr	Flow Rate, m^3/min			Total Volume, m^3	TSP Level, $\mu\text{g}/\text{m}^3$
				Initial	Final	Initial	Final		Initial, Q_{si}	Final, Q_{sf}	Average		
28-Jan-19	8:00	Fine	CMA3a_24hr 140348	2.6703	2.7693	10092.76	10116.76	24.00	1.32	1.32	1.32	1901	52.1
1-Feb-19	8:00	Cloudy	CMA3a_24hr 140415	2.6902	2.7835	10119.78	10143.78	24.00	1.38	1.38	1.38	1982	47.1
4-Feb-19	8:00	Cloudy	CMA3a_24hr 140454	2.6813	2.8005	10146.78	10170.78	24.00	1.34	1.34	1.34	1933	61.7
14-Feb-19	12:45	Cloudy	CMA3a_24hr 140677	2.6518	2.7171	10177.23	10201.23	24.00	1.26	1.26	1.26	1814	36.0
19-Feb-19	8:00	Rainy	CMA3a_24hr 140675	2.6622	2.7198	10201.24	10225.24	24.00	1.01	1.00	1.00	1447	39.8
25-Feb-19	8:00	Cloudy	CMA3a_24hr 140627	2.6105	2.6514	10228.24	10252.24	24.00	1.01	1.01	1.01	1455	28.1

Remarks: Due to interruption of electricity, the 24hr TSP was rescheduled from 13 February 2019 to 14 February 2019.

Report on 1-hour TSP monitoring
Action Level ($\mu\text{g}/\text{m}^3$) - 311.3
Limit Level ($\mu\text{g}/\text{m}^3$) - 500

Date	Sampling Time	Weather Condition	Filter paper no.	Filter Weight, g		Elapse Time, hr		Sampling Time, hr	Flow Rate, m^3/min			Total Volume, m^3	TSP Level, $\mu\text{g}/\text{m}^3$
				Initial	Final	Initial	Final		Initial, Q_{si}	Final, Q_{sf}	Average		
29-Jan-19	9:10	Fine	CMA3a_1hr_1 140354	2.6610	2.6650	10116.76	10117.76	1.00	1.32	1.32	1.32	79	50.5
29-Jan-19	10:30	Fine	CMA3a_1hr_2 140362	2.6703	2.6735	10117.76	10118.76	1.00	1.32	1.32	1.32	79	40.4
29-Jan-19	13:00	Fine	CMA3a_1hr_3 140373	2.6616	2.6682	10118.76	10119.76	1.00	1.32	1.32	1.32	79	83.4
2-Feb-19	8:10	Cloudy	CMA3a_1hr_1 140434	2.6867	2.6921	10143.78	10144.78	1.00	1.26	1.26	1.26	76	71.4
2-Feb-19	9:15	Cloudy	CMA3a_1hr_2 140441	2.6828	2.6863	10144.78	10145.78	1.00	1.26	1.26	1.26	76	46.3
2-Feb-19	10:17	Cloudy	CMA3a_1hr_3 140448	2.6847	2.6891	10145.78	10146.78	1.00	1.35	1.35	1.35	81	54.5
8-Feb-19	8:25	Cloudy	CMA3a_1hr_1 140474	2.6857	2.6902	10170.78	10171.78	1.00	1.37	1.37	1.37	82	54.8
8-Feb-19	9:50	Cloudy	CMA3a_1hr_2 140498	2.6853	2.6868	10171.78	10172.78	1.00	1.37	1.37	1.37	82	18.3
8-Feb-19	13:00	Cloudy	CMA3a_1hr_3 140497	2.6888	2.6987	10172.78	10173.78	1.00	1.37	1.37	1.37	82	120.6
14-Feb-19	8:00	Cloudy	CMA3a_1hr_1 140492	2.6964	2.7035	10173.97	10174.97	1.00	1.26	1.26	1.26	76	93.9
14-Feb-19	9:06	Cloudy	CMA3a_1hr_2 140697	2.6246	2.6277	10174.97	10175.97	1.00	1.26	1.26	1.26	76	41.0
14-Feb-19	10:45	Cloudy	CMA3a_1hr_3 140687	2.6382	2.6398	10175.97	10176.97	1.00	1.26	1.26	1.26	76	21.2
20-Feb-19	9:10	Cloudy	CMA3a_1hr_1 140663	2.5932	2.6000	10225.24	10226.24	1.00	1.00	1.00	1.00	60	113.1
20-Feb-19	10:45	Cloudy	CMA3a_1hr_2 140654	2.6249	2.6294	10226.24	10227.24	1.00	1.00	1.00	1.00	60	74.8
20-Feb-19	13:00	Cloudy	CMA3a_1hr_3 140647	2.6338	2.6418	10227.24	10228.24	1.00	1.00	1.00	1.00	60	133.0
26-Feb-19	9:30	Cloudy	CMA3a_1hr_1 140637	2.6240	2.6296	10252.24	10253.24	1.00	1.01	1.01	1.01	61	92.5
26-Feb-19	10:36	Cloudy	CMA3a_1hr_2 140507	2.6482	2.6523	10253.24	10254.24	1.00	1.01	1.01	1.01	61	67.7
26-Feb-19	13:50	Cloudy	CMA3a_1hr_3 140520	2.6304	2.6401	10254.24	10255.24	1.00	1.01	1.01	1.01	61	160.2



Location: CMA4a - SPCA

Report on 24-hour TSP monitoring

Action Level ($\mu\text{g}/\text{m}^3$) - 171.2
Limit Level ($\mu\text{g}/\text{m}^3$) - 260

Date	Sampling Time	Weather Condition	Filter paper no.	Filter Weight, g		Elapse Time, hr		Sampling Time, hr	Flow Rate, m^3/min			Total Volume, m^3	TSP Level, $\mu\text{g}/\text{m}^3$
				Initial	Final	Initial	Final		Initial, Q_{si}	Final, Q_{sf}	Average		
28-Jan-19	8:00	Fine	CMA4a_24hr_140349	2.6741	2.7889	26911.27	26935.27	24.00	1.26	1.26	1.26	1814	63.3
1-Feb-19	8:00	Cloudy	CMA4a_24hr_140414	2.6908	2.8124	26938.27	26962.27	24.00	1.26	1.26	1.26	1812	67.1
4-Feb-19	8:00	Cloudy	CMA4a_24hr_140453	2.6696	2.8045	26965.27	26989.27	24.00	1.25	1.26	1.25	1805	74.7
13-Feb-19	8:00	Cloudy	CMA4a_24hr_140491	2.6899	2.7760	26992.27	27016.27	24.00	1.26	1.26	1.26	1809	47.6
19-Feb-19	8:00	Rainy	CMA4a_24hr_140676	2.6537	2.7160	27019.28	27043.28	24.00	1.27	1.27	1.27	1828	34.1
25-Feb-19	8:00	Cloudy	CMA4a_24hr_140629	2.6112	2.6966	27046.28	27070.28	24.00	1.28	1.27	1.27	1835	46.5

Report on 1-hour TSP monitoring

Action Level ($\mu\text{g}/\text{m}^3$) - 312.5
Limit Level ($\mu\text{g}/\text{m}^3$) - 500

Date	Sampling Time	Weather Condition	Filter paper no.	Filter Weight, g		Elapse Time, hr		Sampling Time, hr	Flow Rate, m^3/min			Total Volume, m^3	TSP Level, $\mu\text{g}/\text{m}^3$
				Initial	Final	Initial	Final		Initial, Q_{si}	Final, Q_{sf}	Average		
29-Jan-19	9:04	Fine	CMA4a_1hr_1_140353	2.6718	2.6784	26935.27	26936.27	1.00	1.26	1.26	1.26	76	87.4
29-Jan-19	10:30	Fine	CMA4a_1hr_2_140361	2.6377	2.6476	26936.27	26937.27	1.00	1.26	1.26	1.26	76	131.1
29-Jan-19	13:00	Fine	CMA4a_1hr_3_140372	2.6608	2.6700	26937.27	26938.27	1.00	1.26	1.26	1.26	76	121.8
2-Feb-19	8:23	Cloudy	CMA4a_1hr_1_140433	2.6850	2.6920	26962.27	26963.27	1.00	1.26	1.26	1.26	75	92.8
2-Feb-19	9:30	Cloudy	CMA4a_1hr_2_140440	2.6960	2.7028	26963.27	26964.27	1.00	1.26	1.26	1.26	75	90.2
2-Feb-19	10:34	Cloudy	CMA4a_1hr_3_140447	2.6758	2.6822	26964.27	26965.27	1.00	1.26	1.26	1.26	75	84.9
8-Feb-19	8:20	Cloudy	CMA4a_1hr_1_140473	2.6903	2.6939	26989.27	26990.27	1.00	1.25	1.25	1.25	75	48.0
8-Feb-19	9:50	Cloudy	CMA4a_1hr_2_140480	2.6930	2.6971	26990.27	26991.27	1.00	1.25	1.25	1.25	75	54.6
8-Feb-19	13:00	Cloudy	CMA4a_1hr_3_140486	2.6832	2.6961	26991.27	26992.27	1.00	1.25	1.25	1.25	75	171.9
14-Feb-19	9:00	Cloudy	CMA4a_1hr_1_140696	2.6374	2.6413	27016.27	27017.27	1.00	1.26	1.26	1.26	75	51.7
14-Feb-19	10:50	Cloudy	CMA4a_1hr_2_140688	2.6333	2.6379	27017.27	27018.27	1.00	1.26	1.26	1.26	75	61.0
14-Feb-19	13:00	Cloudy	CMA4a_1hr_3_140678	2.6464	2.6525	27018.27	27019.27	1.00	1.26	1.26	1.26	75	80.9
20-Feb-19	9:05	Cloudy	CMA4a_1hr_1_140662	2.6118	2.6188	27043.28	27044.28	1.00	1.27	1.27	1.27	76	92.0
20-Feb-19	10:50	Cloudy	CMA4a_1hr_2_140655	2.6189	2.6252	27044.28	27045.28	1.00	1.27	1.27	1.27	76	82.8
20-Feb-19	13:00	Cloudy	CMA4a_1hr_3_140671	2.6239	2.6292	27045.28	27046.28	1.00	1.27	1.27	1.27	76	69.7
26-Feb-19	9:25	Cloudy	CMA4a_1hr_1_140636	2.6299	2.6354	27070.28	27071.28	1.00	1.27	1.27	1.27	76	72.0
26-Feb-19	13:00	Cloudy	CMA4a_1hr_2_140505	2.6480	2.6521	27071.28	27072.28	1.00	1.27	1.27	1.27	76	53.7
26-Feb-19	14:03	Cloudy	CMA4a_1hr_3_140519	2.6368	2.6428	27072.28	27073.28	1.00	1.27	1.27	1.27	76	78.5



Location: CMA5b - Pedestrian Plaza

Report on 24-hour TSP monitoring

Action Level ($\mu\text{g}/\text{m}^3$) - 181
Limit Level ($\mu\text{g}/\text{m}^3$) - 260

Date	Sampling Time	Weather Condition	Filter paper no.	Filter Weight, g		Elapse Time, hr		Sampling Time, hr	Flow Rate, m^3/min			Total Volume, m^3	TSP Level, $\mu\text{g}/\text{m}^3$
				Initial	Final	Initial	Final		Initial, Q_{si}	Final, Q_{sf}	Average		
28-Jan-19	8:00	Fine	CMA5b_24hr_140337	2.6541	2.8094	11541.92	11565.92	24.00	1.33	1.33	1.33	1916	81.1
2-Feb-19	11:17	Cloudy	CMA5b_24hr_140444	2.6800	2.8023	11572.08	11596.08	24.00	1.22	1.21	1.21	1749	69.9
4-Feb-19	13:30	Cloudy	CMA5b_24hr_140457	2.6921	2.7729	11596.08	11620.08	24.00	1.21	1.21	1.21	1747	46.2
13-Feb-19	8:00	Cloudy	CMA5b_24hr_140496	2.6857	2.7605	11623.09	11647.09	24.00	1.22	1.22	1.22	1752	42.7
19-Feb-19	8:00	Rainy	CMA5b_24hr_140613	2.6390	2.7011	11650.09	11674.09	24.00	0.80	0.79	0.80	1145	54.2
25-Feb-19	8:00	Cloudy	CMA5b_24hr_140625	2.6328	2.6923	11677.09	11701.09	24.00	0.80	0.80	0.80	1153	51.6

Remarks: Due to interruption of electricity, the 24hr TSP was rescheduled from 1 February 2019 to 2 February 2019

Report on 1-hour TSP monitoring

Action Level ($\mu\text{g}/\text{m}^3$) - 332
Limit Level ($\mu\text{g}/\text{m}^3$) - 500

Date	Sampling Time	Weather Condition	Filter paper no.	Filter Weight, g		Elapse Time, hr		Sampling Time, hr	Flow Rate, m^3/min			Total Volume, m^3	TSP Level, $\mu\text{g}/\text{m}^3$
				Initial	Final	Initial	Final		Initial, Q_{si}	Final, Q_{sf}	Average		
29-Jan-19	9:15	Fine	CMA5b_1hr_1_140355	2.6608	2.6721	11565.92	11566.92	1.00	1.22	1.22	1.22	73	154.5
29-Jan-19	13:00	Fine	CMA5b_1hr_2_140371	2.6661	2.6767	11566.92	11567.92	1.00	1.33	1.33	1.33	80	132.9
29-Jan-19	15:23	Fine	CMA5b_1hr_3_140409	2.6814	2.6948	11567.92	11568.92	1.00	1.33	1.33	1.33	80	168.0
2-Feb-19	8:00	Cloudy	CMA5b_1hr_1_140500	2.6759	2.6806	11569.08	11570.08	1.00	1.22	1.22	1.22	73	64.4
2-Feb-19	9:04	Cloudy	CMA5b_1hr_2_140430	2.6854	2.6894	11570.08	11571.08	1.00	1.22	1.22	1.22	73	54.8
2-Feb-19	10:10	Cloudy	CMA5b_1hr_3_140437	2.6729	2.6785	11571.08	11572.08	1.00	1.22	1.22	1.22	73	76.7
8-Feb-19	8:02	Cloudy	CMA5b_1hr_1_140458	2.6821	2.6853	11620.08	11621.08	1.00	1.21	1.21	1.21	73	44.1
8-Feb-19	9:28	Cloudy	CMA5b_1hr_2_140477	2.6742	2.6766	11621.08	11622.08	1.00	1.21	1.21	1.21	73	33.0
8-Feb-19	10:41	Cloudy	CMA5b_1hr_3_140429	2.6925	2.7014	11622.08	11623.08	1.00	1.21	1.21	1.21	73	122.5
14-Feb-19	8:04	Cloudy	CMA5b_1hr_1_140460	2.7087	2.7117	11647.09	11648.09	1.00	1.22	1.22	1.22	73	41.1
14-Feb-19	9:50	Cloudy	CMA5b_1hr_2_140694	2.6538	2.6593	11648.09	11649.09	1.00	1.22	1.22	1.22	73	75.3
14-Feb-19	13:00	Cloudy	CMA5b_1hr_3_140684	2.6485	2.6543	11649.09	11650.09	1.00	1.22	1.22	1.22	73	79.4
20-Feb-19	8:05	Cloudy	CMA5b_1hr_1_140616	2.6454	2.6490	11674.09	11675.09	1.00	0.79	0.79	0.79	48	75.7
20-Feb-19	9:50	Cloudy	CMA5b_1hr_2_140659	2.6240	2.6305	11675.09	11676.09	1.00	0.79	0.79	0.79	48	136.6
20-Feb-19	13:00	Cloudy	CMA5b_1hr_3_140651	2.6258	2.6313	11676.09	11677.09	1.00	0.79	0.79	0.79	48	115.6
26-Feb-19	8:02	Cloudy	CMA5b_1hr_1_140628	2.6178	2.6200	11701.09	11702.09	1.00	0.80	0.80	0.80	48	45.8
26-Feb-19	10:13	Cloudy	CMA5b_1hr_2_140501	2.6578	2.6621	11702.09	11703.09	1.00	0.80	0.80	0.80	48	89.6
26-Feb-19	13:35	Cloudy	CMA5b_1hr_3_140515	2.6442	2.6538	11703.09	11704.09	1.00	0.80	0.80	0.80	48	200.0



Location: MA1e - International Finance Centre (Eastern Wing)

Report on 24-hour TSP monitoring

Action Level ($\mu\text{g}/\text{m}^3$) - 173.4

Limit Level ($\mu\text{g}/\text{m}^3$) - 260

Date	Sampling Time	Weather Condition	Filter paper no.	Filter Weight, g		Elapse Time, hr		Sampling Time, hr	Flow Rate, m^3/min			Total Volume, m^3	TSP Level, $\mu\text{g}/\text{m}^3$
				Initial	Final	Initial	Final		Initial, Q_{si}	Final, Q_{sf}	Average		
28-Jan-19	8:00	Fine	MA1e_24hr 140342	2.6656	2.7482	23846.91	23870.91	24.00	1.22	1.22	1.22	1758	47.0
1-Feb-19	8:00	Cloudy	MA1e_24hr 140407	2.6806	2.7558	23873.91	23897.91	24.00	1.22	1.22	1.22	1757	42.8
4-Feb-19	8:00	Cloudy	MA1e_24hr 140427	2.6914	2.7811	23900.91	23924.91	24.00	1.21	1.22	1.22	1751	51.2
13-Feb-19	8:00	Cloudy	MA1e_24hr 140601	2.6447	2.7216	23927.91	23951.91	24.00	1.27	1.22	1.24	1790	43.0
19-Feb-19	8:00	Rainy	MA1e_24hr 140674	2.6359	2.6895	23954.91	23978.91	24.00	1.28	1.28	1.28	1848	29.0
25-Feb-19	8:00	Cloudy	MA1e_24hr 140623	2.6333	2.7087	23981.91	24005.91	24.00	1.29	1.29	1.29	1854	40.7

Report on 1-hour TSP monitoring

Action Level ($\mu\text{g}/\text{m}^3$) - 325.1

Limit Level ($\mu\text{g}/\text{m}^3$) - 500

Date	Sampling Time	Weather Condition	Filter paper no.	Filter Weight, g		Elapse Time, hr		Sampling Time, hr	Flow Rate, m^3/min			Total Volume, m^3	TSP Level, $\mu\text{g}/\text{m}^3$
				Initial	Final	Initial	Final		Initial, Q_{si}	Final, Q_{sf}	Average		
29-Jan-19	9:55	Fine	MA1e_1hr_1 140358	2.6722	2.6780	23870.91	23871.91	1.00	1.22	1.22	1.22	73	79.2
29-Jan-19	13:00	Fine	MA1e_1hr_2 140368	2.6521	2.6570	23871.91	23872.91	1.00	1.22	1.22	1.22	73	66.9
29-Jan-19	14:50	Fine	MA1e_1hr_3 140402	2.6761	2.6802	23872.91	23873.91	1.00	1.22	1.22	1.22	73	56.0
2-Feb-19	8:08	Cloudy	MA1e_1hr_1 140418	2.6855	2.6873	23897.91	23898.91	1.00	1.22	1.22	1.22	73	24.6
2-Feb-19	9:11	Cloudy	MA1e_1hr_2 140421	2.6751	2.6776	23898.91	23899.91	1.00	1.22	1.22	1.22	73	34.2
2-Feb-19	10:15	Cloudy	MA1e_1hr_3 140424	2.6738	2.6768	23899.91	23900.91	1.00	1.22	1.22	1.22	73	41.0
8-Feb-19	9:21	Cloudy	MA1e_1hr_1 140469	2.6938	2.6960	23924.91	23925.91	1.00	1.21	1.21	1.21	73	30.2
8-Feb-19	10:38	Cloudy	MA1e_1hr_2 140467	2.6906	2.6937	23925.91	23926.91	1.00	1.21	1.21	1.21	73	42.6
8-Feb-19	13:00	Cloudy	MA1e_1hr_3 140465	2.6890	2.7166	23926.91	23927.91	1.00	1.41	1.43	1.42	85	324.1
14-Feb-19	8:37	Cloudy	MA1e_1hr_1 140699	2.6317	2.6339	23951.91	23952.91	1.00	1.32	1.32	1.32	79	27.9
14-Feb-19	10:15	Cloudy	MA1e_1hr_2 140690	2.6497	2.6528	23952.91	23953.91	1.00	1.29	1.29	1.29	78	40.0
14-Feb-19	13:00	Cloudy	MA1e_1hr_3 140679	2.6484	2.6612	23953.91	23954.91	1.00	1.22	1.22	1.22	73	175.0
20-Feb-19	8:41	Cloudy	MA1e_1hr_1 140664	2.6181	2.6237	23978.91	23979.91	1.00	1.28	1.28	1.28	77	72.8
20-Feb-19	10:45	Cloudy	MA1e_1hr_2 140658	2.6311	2.6361	23979.91	23980.91	1.00	1.35	1.35	1.35	81	61.7
20-Feb-19	13:50	Cloudy	MA1e_1hr_3 140620	2.6561	2.6571	23980.91	23981.91	1.00	1.28	1.28	1.28	77	13.0
26-Feb-19	8:40	Cloudy	MA1e_1hr_1 140634	2.6478	2.6511	24005.91	24006.91	1.00	1.29	1.29	1.29	77	42.8
26-Feb-19	10:55	Cloudy	MA1e_1hr_2 140503	2.6563	2.6603	24006.91	24007.91	1.00	1.29	1.29	1.29	77	51.8
26-Feb-19	13:00	Cloudy	MA1e_1hr_3 140511	2.6470	2.6536	24007.91	24008.91	1.00	1.29	1.29	1.29	77	85.5



Location: MA1w - International Finance Centre (Western Wing)

Report on 24-hour TSP monitoring

Action Level ($\mu\text{g}/\text{m}^3$) - 173.4
Limit Level ($\mu\text{g}/\text{m}^3$) - 260

Date	Sampling Time	Weather Condition	Filter paper no.	Filter Weight, g		Elapse Time, hr		Sampling Time, hr	Flow Rate, m^3/min			Total Volume, m^3	TSP Level, $\mu\text{g}/\text{m}^3$
				Initial	Final	Initial	Final		Initial, Q_{si}	Final, Q_{sf}	Average		
28-Jan-19	8:00	Fine	MA1w_24hr 140343	2.6628	2.7735	23616.74	23640.74	24.00	1.33	1.33	1.33	1914	57.8
1-Feb-19	8:00	Cloudy	MA1w_24hr 140404	2.6711	2.7859	23643.74	23667.74	24.00	1.33	1.33	1.33	1912	60.0
4-Feb-19	8:00	Cloudy	MA1w_24hr 140426	2.6765	2.8121	23670.74	23694.74	24.00	1.22	1.22	1.22	1761	77.0
13-Feb-19	8:00	Cloudy	MA1w_24hr 140602	2.6441	2.7447	23697.74	23721.74	24.00	1.28	1.28	1.28	1837	54.8
19-Feb-19	8:00	Rainy	MA1w_24hr 140673	2.6189	2.6770	23724.74	23748.74	24.00	1.28	1.27	1.28	1837	31.6
25-Feb-19	8:00	Cloudy	MA1w_24hr 140624	2.6389	2.7101	23751.74	23775.74	24.00	1.39	1.39	1.39	2002	35.6

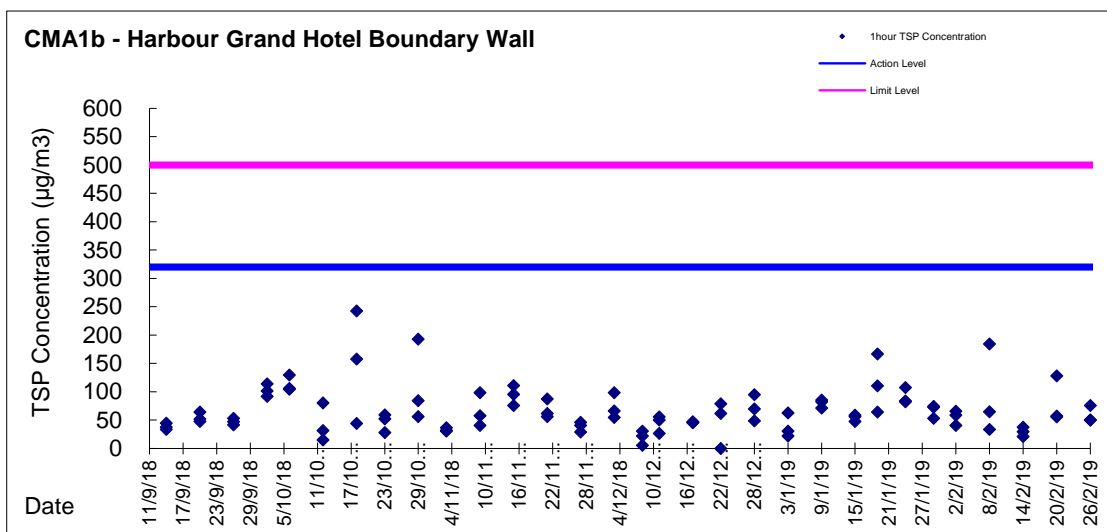
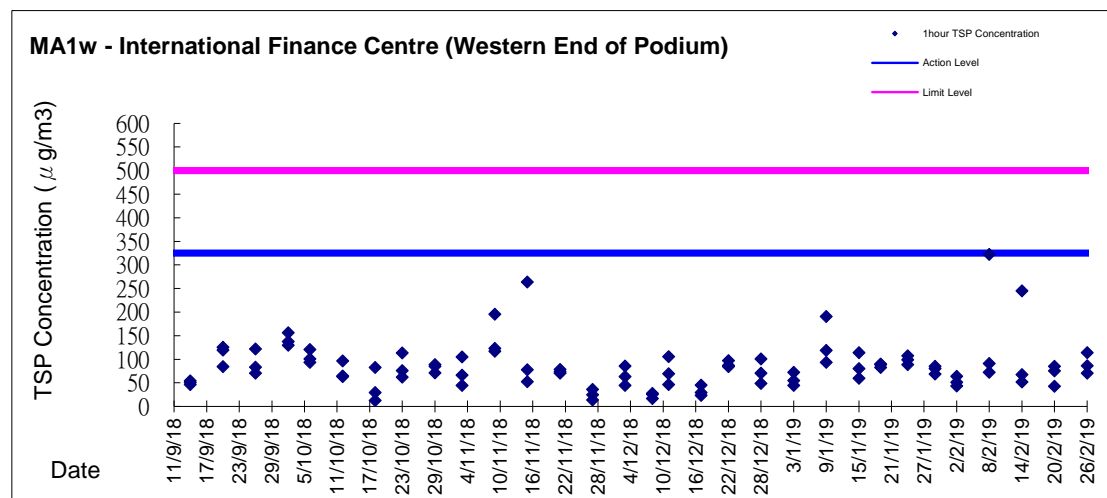
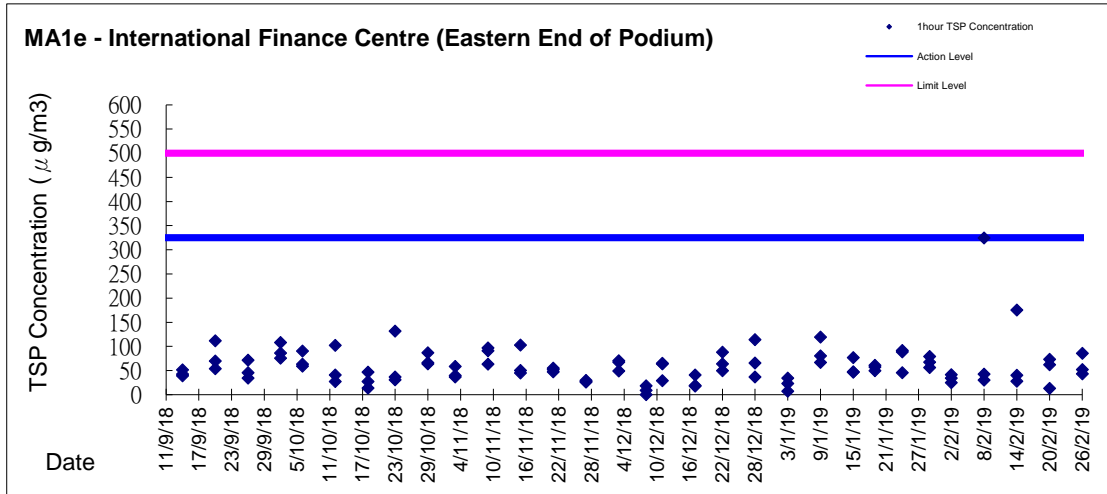
Report on 1-hour TSP monitoring

Action Level ($\mu\text{g}/\text{m}^3$) - 325.1
Limit Level ($\mu\text{g}/\text{m}^3$) - 500

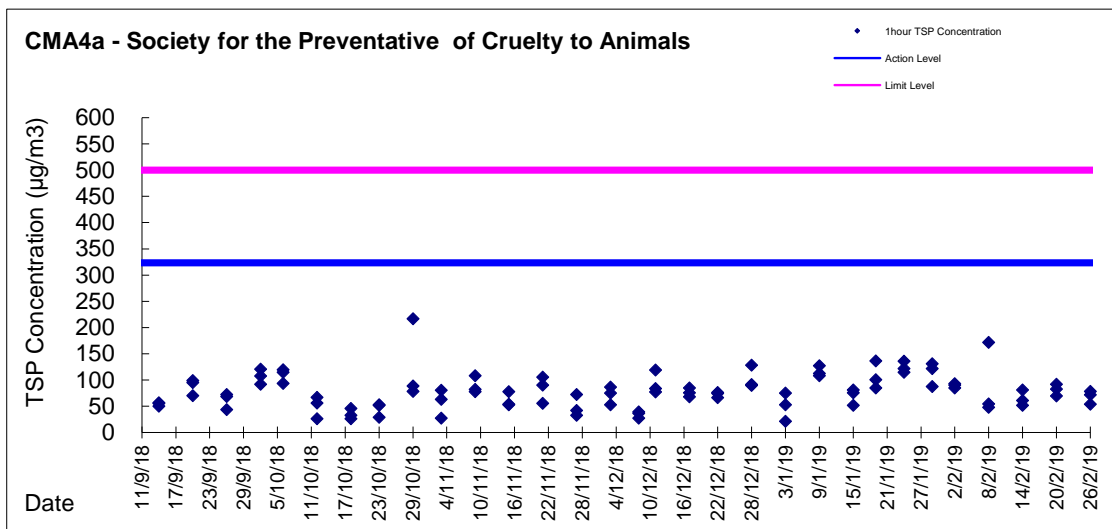
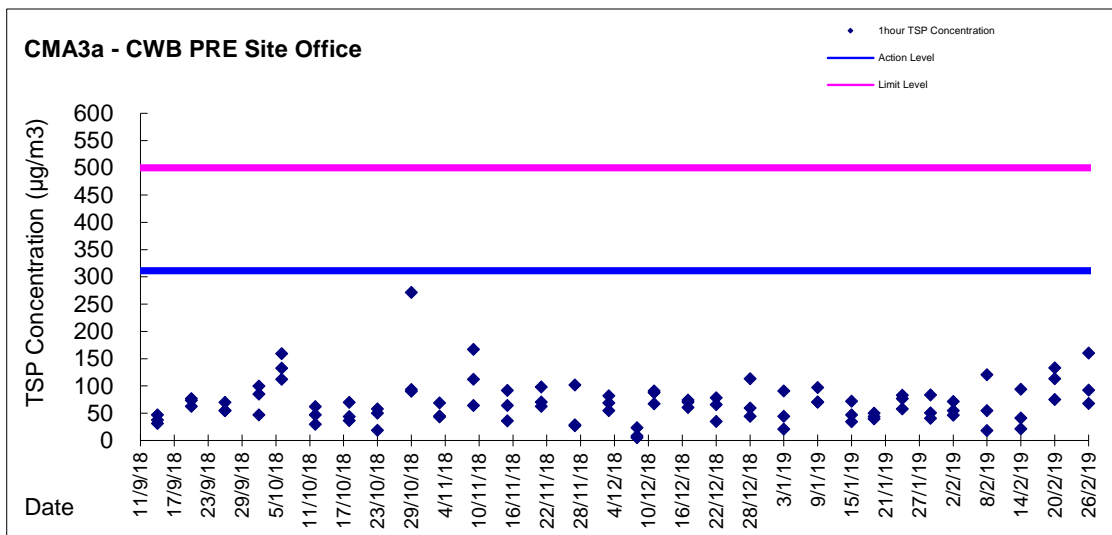
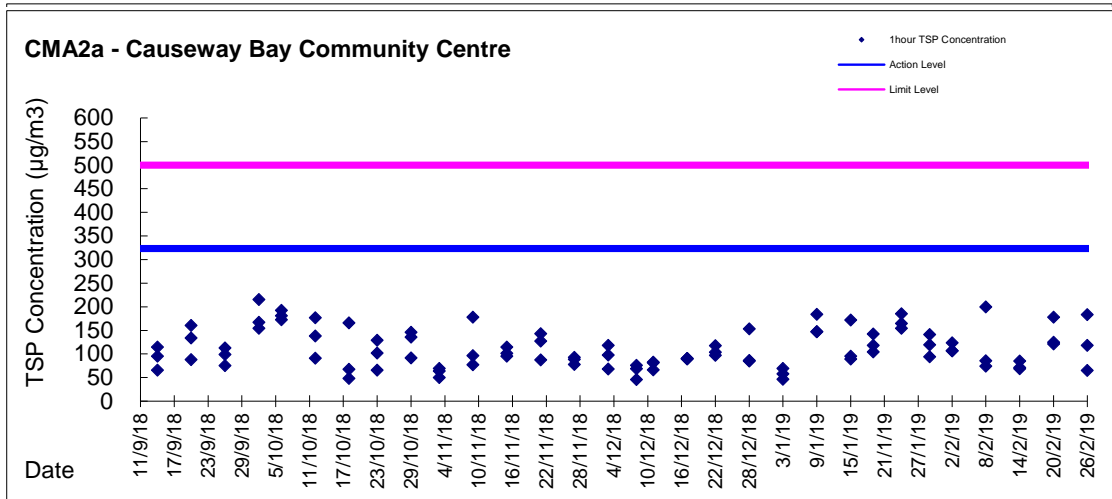
Date	Sampling Time	Weather Condition	Filter paper no.	Filter Weight, g		Elapse Time, hr		Sampling Time, hr	Flow Rate, m^3/min			Total Volume, m^3	TSP Level, $\mu\text{g}/\text{m}^3$
				Initial	Final	Initial	Final		Initial, Q_{si}	Final, Q_{sf}	Average		
29-Jan-19	9:50	Fine	MA1w_1hr_1 140359	2.6662	2.6717	23640.74	23641.74	1.00	1.33	1.33	1.33	80	69.0
29-Jan-19	13:00	Fine	MA1w_1hr_2 140367	2.6745	2.6813	23641.74	23642.74	1.00	1.33	1.33	1.33	80	85.3
29-Jan-19	14:00	Fine	MA1w_1hr_3 140403	2.6741	2.6805	23642.74	23643.74	1.00	1.33	1.33	1.33	80	80.3
2-Feb-19	8:03	Cloudy	MA1w_1hr_1 140417	2.6870	2.6917	23667.74	23668.74	1.00	1.23	1.23	1.23	74	63.9
2-Feb-19	9:08	Cloudy	MA1w_1hr_2 140420	2.6748	2.6789	23668.74	23669.74	1.00	1.33	1.33	1.33	80	51.5
2-Feb-19	10:12	Cloudy	MA1w_1hr_3 140423	2.6861	2.6893	23669.74	23670.74	1.00	1.23	1.23	1.23	74	43.5
8-Feb-19	9:14	Cloudy	MA1w_1hr_1 140470	2.6806	2.6873	23694.74	23695.74	1.00	1.22	1.22	1.22	73	91.5
8-Feb-19	10:46	Cloudy	MA1w_1hr_2 140466	2.6927	2.6980	23695.74	23696.74	1.00	1.22	1.22	1.22	73	72.4
8-Feb-19	13:00	Cloudy	MA1w_1hr_3 140464	2.6829	2.7133	23696.74	23697.74	1.00	1.57	1.57	1.57	94	322.6
14-Feb-19	8:33	Cloudy	MA1w_1hr_1 140700	2.6737	2.6777	23721.74	23722.74	1.00	1.28	1.28	1.28	77	52.2
14-Feb-19	10:20	Cloudy	MA1w_1hr_2 140416	2.6719	2.6772	23722.74	23723.74	1.00	1.30	1.30	1.30	78	67.9
14-Feb-19	13:00	Cloudy	MA1w_1hr_3 140680	2.6652	2.6840	23723.74	23724.74	1.00	1.28	1.28	1.28	77	245.5
20-Feb-19	8:35	Cloudy	MA1w_1hr_1 140665	2.5977	2.6042	23748.74	23749.74	1.00	1.27	1.27	1.27	76	85.1
20-Feb-19	10:40	Cloudy	MA1w_1hr_2 140657	2.6083	2.6143	23749.74	23750.74	1.00	1.33	1.33	1.33	80	75.3
20-Feb-19	13:50	Cloudy	MA1w_1hr_3 140621	2.6373	2.6406	23750.74	23751.74	1.00	1.27	1.27	1.27	76	43.2
26-Feb-19	8:35	Cloudy	MA1w_1hr_1 140641	2.6095	2.6167	23775.74	23776.74	1.00	1.39	1.39	1.39	83	86.4
26-Feb-19	10:50	Cloudy	MA1w_1hr_2 140502	2.6407	2.6466	23776.74	23777.74	1.00	1.39	1.39	1.39	83	70.8
26-Feb-19	13:00	Cloudy	MA1w_1hr_3 140512	2.6377	2.6472	23777.74	23778.74	1.00	1.39	1.39	1.39	83	113.9



Graphic Presentation of 1 hour TSP Result

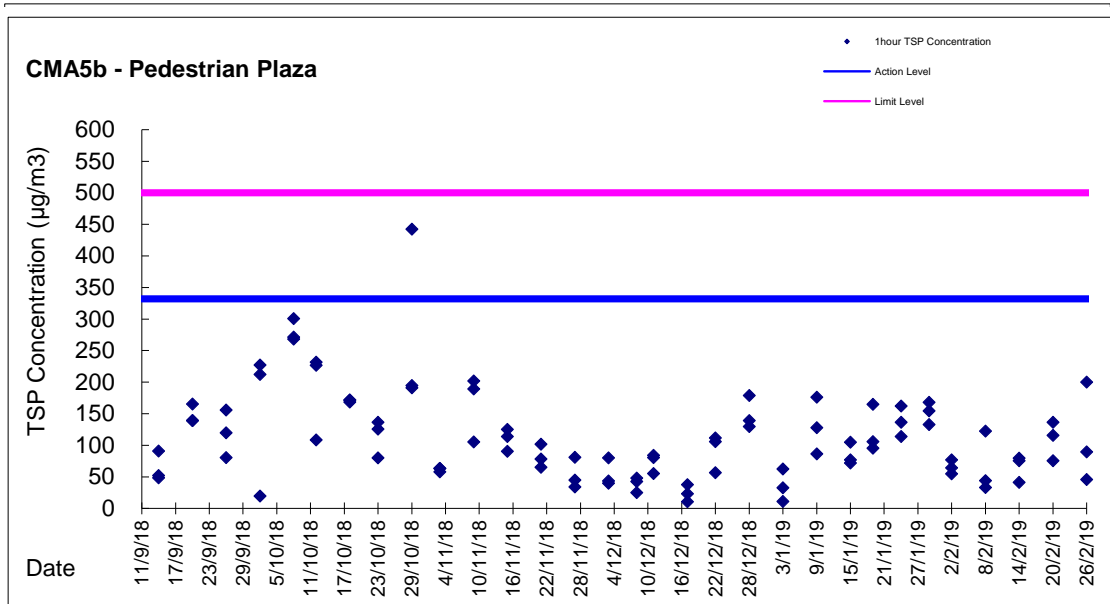


Graphic Presentation of 1 hour TSP Result



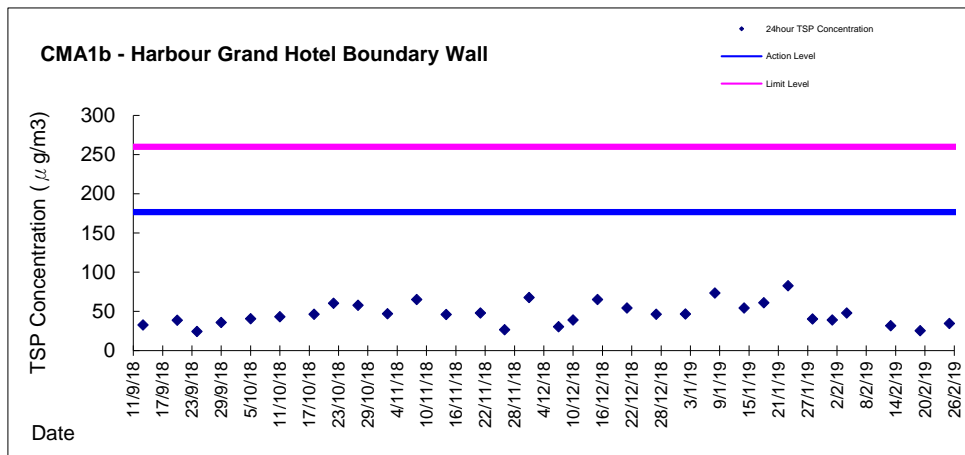
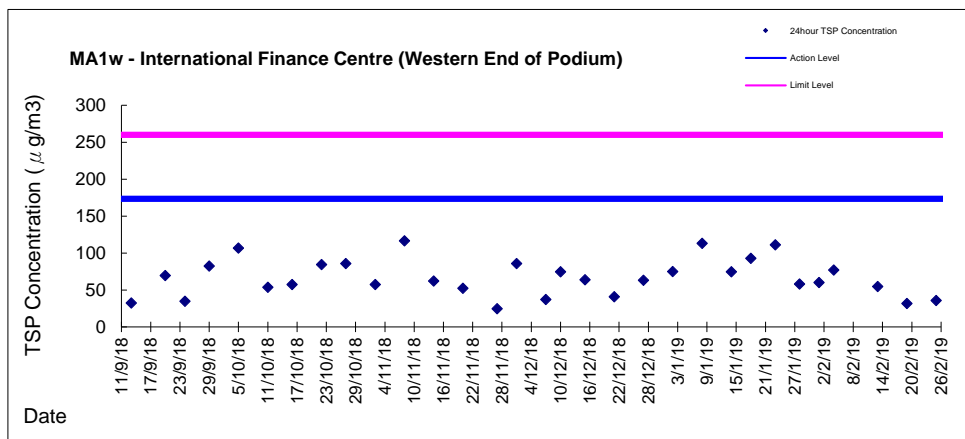
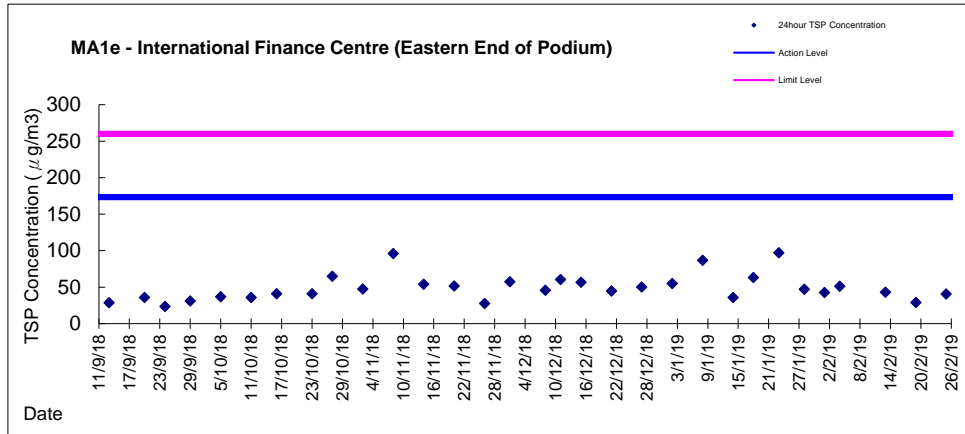


Graphic Presentation of 1 hour TSP Result

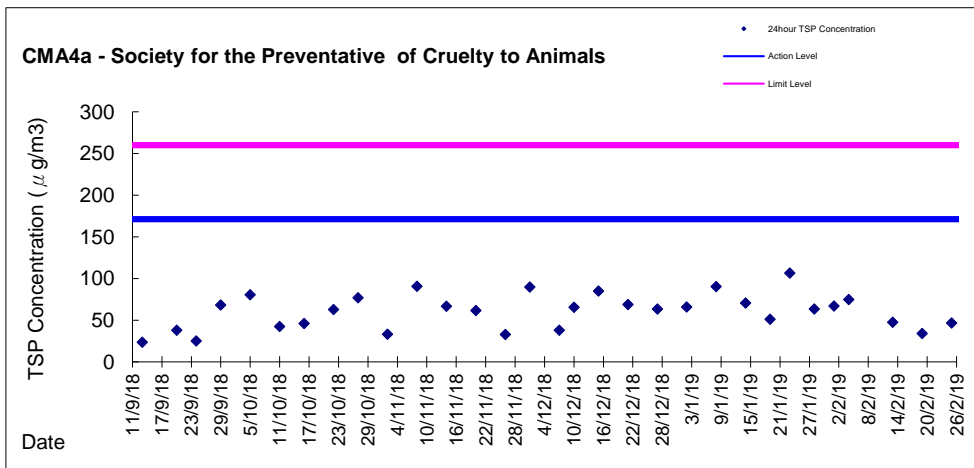
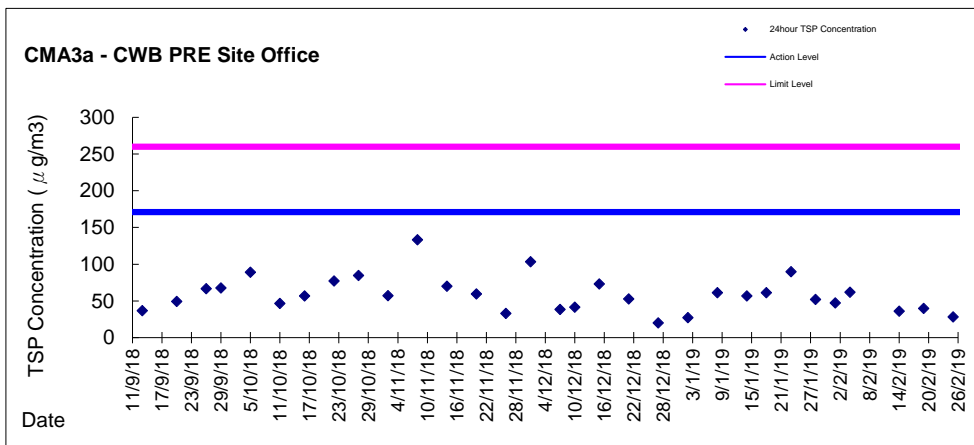
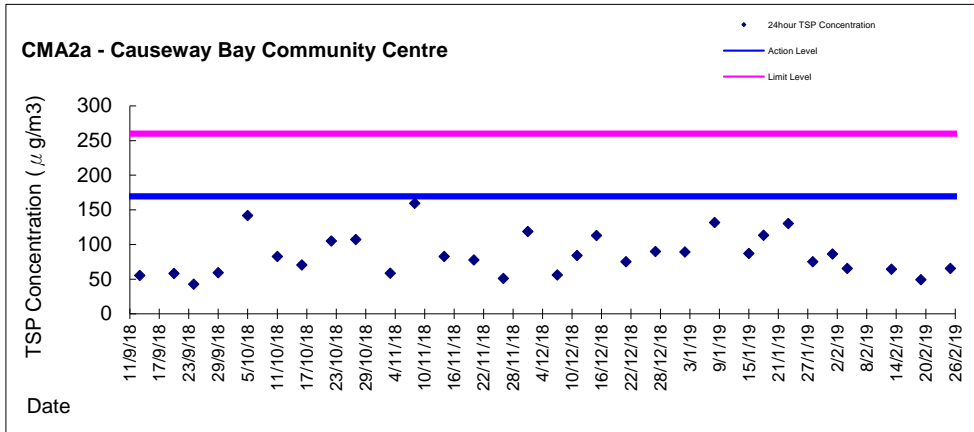




Graphic Presentation of 24 hour TSP Result



Graphic Presentation of 24 hour TSP Result



Graphic Presentation of 24 hour TSP Result

